



### District Report Card: 2017


<b>State:</b> Tamil Nadu	<b>District:</b> The Nilgiris
<b>Class:</b> 8	<b>Subject:</b> Mathematics
<b>Schools:</b> 51	<b>Students:</b> 949


### Participation/Coverage


#### Students

<div>GENDER</div> <div></div>	Boys		Girls	
	Number	%	Number	%
	420	44.26	529	55.74

<div>AREA</div> <div></div>	Rural		Urban	
	Number	%	Number	%
	466	49.10	483	50.90

<div>CATEGORY</div> <div></div>	SC		ST		OBC		GEN	
	Number	%	Number	%	Number	%	Number	%
	478	50.37	90	9.48	332	34.98	49	5.16

<div>CWSN</div> <div></div>	LD	VI	HI	S&LD	ID	Oth
	1	1	0	1	5	2

<div>Management</div> <div></div>	Government		Government-aided	
	Number	%	Number	%
	500	52.69	449	47.31

### Average Performance of Students in Mathematics (%)

Overall	Gender		Area		Management		Social Group			
	Male	Female	Rural	Urban	Govt.	Aided	SC	ST	OBC	GEN
31.09	31.49	30.78	30.72	31.46	31.33	30.82	29.83	27.93	33.65	31.84

## Performance on Learning Outcomes (LOs)

Learning Outcomes	Description	Average Performance(%)
M601	Solves problems involving large numbers by applying appropriate operations	23.59
M606	Solves problems on daily life situations involving addition and subtraction of fractions / decimals	21.92
M620	Finds out the perimeter and area of rectangular objects in the surroundings like floor of the class room, surfaces of a chalk box etc.	27.31
M621	Arranges given/collected information in the form of table, pictograph and bar graph and interprets them	19.42
M702	Interprets the division and multiplication of fractions	41.20
M705	Solves problems related to daily life situations involving rational numbers	31.61
M706	Uses exponential form of numbers to simplify problems involving multiplication and division of large numbers	18.30
M707	Adds/subtracts algebraic expressions	31.93
M710	Solves problems related to conversion of percentage to fraction and decimal and vice versa	16.17
M717	Finds out approximate area of closed shapes by using unit square grid/graph sheet	27.97
M719	Finds various representative values for simple data from her/his daily life contexts like mean, median and mode	43.49
M721	Interprets data using bar graph	40.00
M801	Generalizes properties of addition, subtraction, multiplication and division of rational numbers through patterns	23.40
M802	Finds rational numbers between two given rational numbers	32.98
M803	Proves divisibility rules of 2, 3, 4, 5, 6, 9 and 11	35.70
M804	Finds squares, cubes, square roots and cube roots of numbers using different methods	26.60
M808	Uses various algebraic identities in solving problems of daily life	43.62
M812	Verifies properties of parallelogram and establishes the relationship between them through reasoning	25.98
M818	Finds surface area and volume of cuboidal and cylindrical object	24.26
M819	Draws and interprets bar charts and pie charts	39.52

### Range of Performance of Students who Answered Correctly

Below 30%		30% - 50%		50% - 75%		Above 75%	
Number	%	Number	%	Number	%	Number	%
478	50.37	386	40.67	78	8.22	7	0.74

## Lowest Performing Learning Outcomes (LOs)

- 1 - Solves problems related to conversion of percentage to fraction and decimal and vice versa (16.17)
- 2 - Uses exponential form of numbers to simplify problems involving multiplication and division of large numbers (18.30)
- 3 - Arranges given/collected information in the form of table, pictograph and bar graph and interprets them (19.42)

4 - Solves problems on daily life situations involving addition and subtraction of fractions / decimals (21.92)

5 - Generalizes properties of addition, subtraction, multiplication and division of rational numbers through patterns (23.40)